


LOADER TIP ATTACHMENT

LEAF CUTTER



BDO-01



Sharp cutting blades with OCHIAI 100 year's know-how

Hard chrome-plated shear blade, The sharp sharpness lasts a long time.


1. Labor-saving pruning work



Clipper blade which is attached to L-shaped can prune the branches and leaves of the two surfaces of the top and sides.

Motors are mounted individually on the vertical part and horizontal part. One part working available.

2. Cutting angle adjustable




You can infinitely adjust the left and right of the angle from the operation box.

Attach the operation box to appropriate position.

Adjust the forward tilt and backward tilt by the loader arm operation.

3. Easy installation on the loader arm



Attach by hooking and fixed with a pin. The loader arm of each manufacturer can be mounted.

* The loader arm must be attached to the tractor. Please contact each manufacturer for the applicability of the loader arm.

Sustainability
180 kgf

Sustained height
179 cm

◆ Main specifications

MODEL		BDO-01
LENGTH	(mm)	370
WIDGE	(mm)	1,900
HEIGHT	(mm)	1,870
CUTTING WIDGE/VERTICAL	(mm)	1,160
CUTTING WIDGE/HORIZONTAL	(mm)	633
POWER SUPPLY	(V)	DC12
WEIGHT	(kg)	80

Specifications and appearance might be changed without notice due to machine improvements.

◆ Option

(Caster with stand)

